




















## KS2 Marking and Feedback Code











Code	Meaning
	Great work!
	You have used punctuation correctly.
	Evidence of success criteria used.
	Your handwriting is neat.
VF	Verbal feedback given.
WCF	Whole class feedback given.

Code	Meaning
	Correct the spelling.
	Correct the punctuation.
	Correct the tense.
	Correct the grammar.
	Up level your vocabulary.
	Correct this so that it makes sense.
	New paragraph needed.
	Add in the missing word.
	Improve the presentation of your work.

## English Marking Code- KS1

	Highlighted- good ideas used
	Correct use of a full stop.
	Incorrect use of a full stop.
	Correct use of a capital letter.
	Incorrect use of a capital letter.
	Good use of finger spaces.
	Remember to use finger spaces.
	Missing word.
	Delete word.
	Neat handwriting.
	Handwriting needs to improve. Teacher to write or choose a sentence for child to copy out neatly.
	Your work has impressed me.
	You could try harder.
	Good use of HFW spelling in your writing.
	Go back and look at your high frequency spelling that is underlined. Write the correct spelling 3 times.
	New paragraph needed here
	This doesn't make sense- you need to read over and edit this
	Verbal feedback given in lesson or afterwards- brief note may be given
	Mini plenary in lesson- focus to be noted

## Maths Marking Code-KS1

	Correct.
.	Incorrect (go back and check)
	Neat presentation.
	Presentation needs to improve.
	Your work has impressed me.
	You could try harder.
	The number is the wrong way round.
	Reminder- one digit in a square.
	Verbal feedback given in lesson or afterwards-brief note may be given
	Mini plenary in lesson- focus to be noted
	<b>Enrichment, Reinforcement, Misconception</b> Teacher to go over work with child

# Appendix 4

Year group: \_\_\_\_\_ Subject: \_\_\_\_\_ Teacher: \_\_\_\_\_

Lesson: \_\_\_\_\_

<b>Misconceptions and next lesson notes</b>	
LO:  Could be...  Spellings  Re-cap on key terms  Ask a question about the outcome of the lesson  Reminders on using equipment correctly, rulers etc	
<b>Work to praise, share or highlight</b>	<b>Needs further support (missing work or unfinished)</b>
<b>Presentation</b>	<b>Basic skills errors or vocabulary</b>

Books checked: \_\_\_\_\_

Absent: \_\_\_\_\_

Teacher to record wcf in child's book